

Data sheet

ELIMINATOR® filter drier with replaceable solid core

Type DCR



Danfoss ELIMINATOR® filter driers with replaceable solid core, type DCR, are for use in liquid and / or suction lines in refrigeration, freezing and air-conditioning systems.

Besides being able to meet the demanding requirements of high working pressure levels when operating with R410A, thanks to replaceable solid cores the DCR programme offers flexibility with respect to different applications.

Available with steel and copper connections.

Features

DCR housing:

- UL approved for MWP up to 667 psig
- DCR housing (incl. core holder) are made entirely of steel and are thus compatible with all refrigerants
- DCR housings have undergone phosphate pre-treatment and have a corrosion-resistant powder-paint finish
- DCR housings are helium leak tested

Top covers for DCR housings:

- Zinc-chromated steel top covers with or without external access connection

Inserts for DCR housings - strainer

48 - F strainer - compatible with all refrigerants:

- Retains dirt particles larger than 15 µm
- For use direct in DCR housings
- Utilised in the suction or liquid line

Inserts for DCR housings - solid cores

48 - DM - 100% molecular sieve solid core suitable for HFC (R134a, R404A, R507, R407C and R410A) refrigerants:

- Provides high moisture adsorption at low and high condensing temperatures
- Effective protection against impurities

48 - DC - 80% molecular sieve and 20% activated alumina solid core suitable for HCFC (R22) refrigerants

and compatible with HFC (R134a, R404A, R507, R407C and R410A) refrigerants:

- Adsorbs moisture and acid in the system throughout the entire temperature range

48 - DA - 30% molecular sieve and 70% activated alumina solid core suitable after compressor burnout and compatible with HCFC (R22)/ HFC (R134a, R404A, R507, R407C and R410A) refrigerants:

- High acid adsorption and standard water adsorption

Approvals

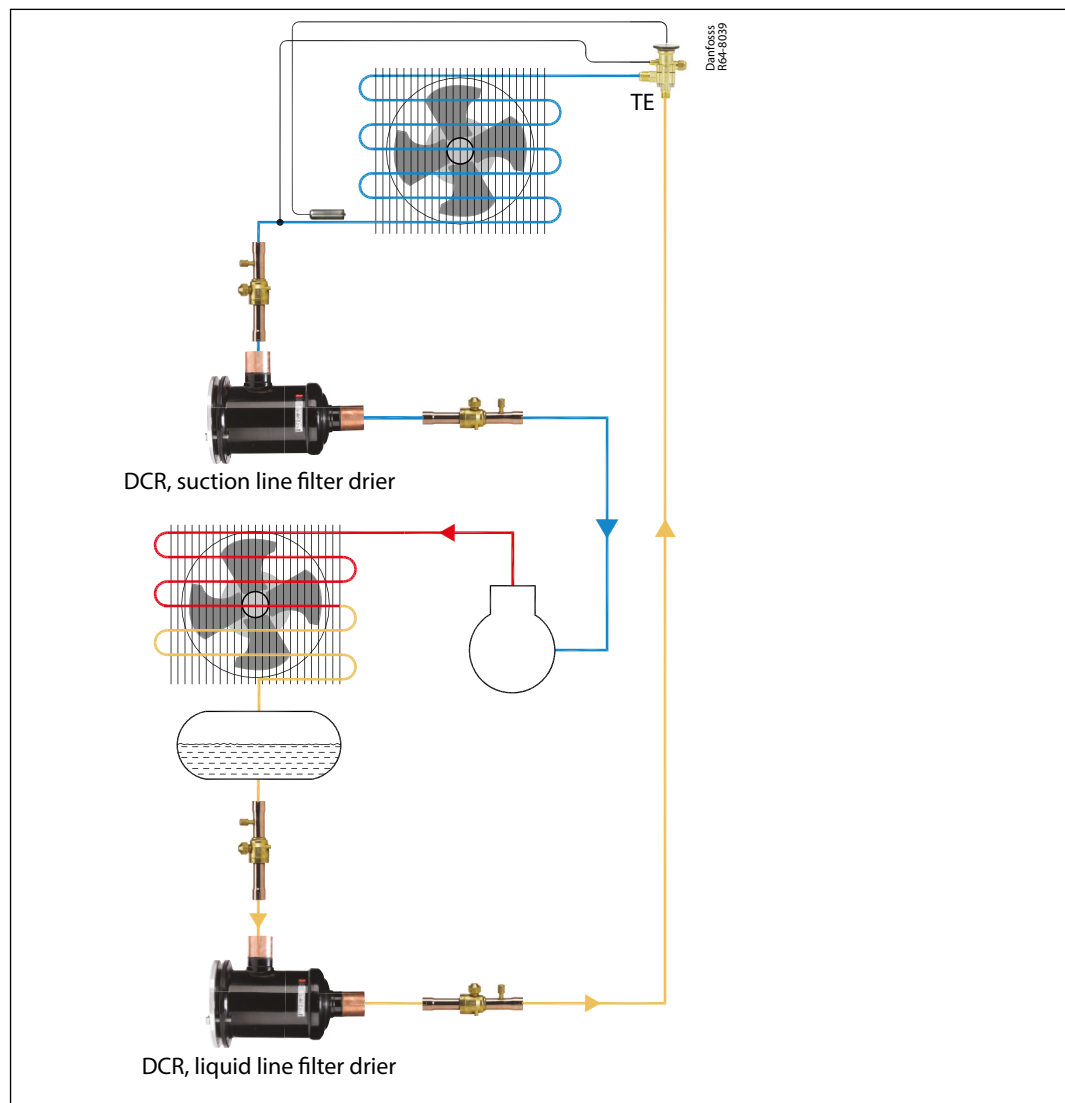
CE marked in accordance with the European Pressure Equipment Directive - 97/23/EC

UL US listed 207 and C22.2 no. 140.3 EN 12284

Introduction

Danfoss ELIMINATOR® filter driers with replaceable solid core, type DCR, protect refrigeration, freezing and air-conditioning systems from moisture, acids, and solid particles.

With these contaminants eliminated, systems are safer from harmful chemical reactions and from abrasive impurities.



Technical data

Type	Maximum working pressure MWP	Temperature range
	[psig]	°F
DCR 048	667	- 40 – 160
DCR 096	667	- 40 – 160
DCR 144	507 ¹⁾ / 667 ²⁾	- 40 – 160
DCR 192	406 ¹⁾ / 580 ²⁾	- 40 – 160

¹⁾ For usage with strainer or as a receiver application

²⁾ For "drier" application using all the permissible cores

Data sheet | ELIMINATOR® filter drier with replaceable solid core, type DCR
Capacity
Drying and liquid capacity , type 48-DM

Type	N° of cores	Drying capacity [lb refrigerant] ¹⁾										Liquid capacity [TR] ²⁾					Max. working pressure MWP [psig]
		R134a		R404A		R507		R22/R407C		R410A		R134a	R404A	R507	R22 / R407C	R410A	
		[°F]															
		75	125	75	125	75	125	75	125	75	125						
DCR 0485	1	181.9	172.0	195.6	185.2	199.1	183.9	182.3	168.4	165.8	152.8	22.9	16.9	16.3	24.0	25.0	667
DCR 0487	1	181.9	172.0	195.6	185.2	199.1	183.9	182.3	168.4	165.8	152.8	36.4	26.3	25.5	37.7	38.9	667
DCR 0489	1	181.9	172.0	195.6	185.2	199.1	183.9	182.3	168.4	165.8	152.8	52.4	37.7	36.5	54.1	55.7	667
DCR 04811	1	181.9	172.0	195.6	185.2	199.1	183.9	182.3	168.4	165.8	152.8	70.9	51.3	49.7	73.5	75.9	667
DCR 04813	1	181.9	172.0	195.6	185.2	199.1	183.9	182.3	168.4	165.8	152.8	86.5	63.1	61.2	90.2	93.4	667
DCR 04817	1	181.9	172.0	195.6	185.2	199.1	183.9	182.3	168.4	165.8	152.8	123.5	92.2	89.4	130.6	136.7	667
DCR 04821	1	181.9	172.0	195.6	185.2	199.1	183.9	182.3	168.4	165.8	152.8	91.1	66.7	64.6	95.1	98.6	667
DCR 0967	2	363.8	341.7	390.9	370.6	397.9	367.7	364.4	336.9	331.8	305.8	34.0	24.4	23.6	35.0	36.0	667
DCR 0969	2	363.8	341.7	390.9	370.6	397.9	367.7	364.4	336.9	331.8	305.8	53.9	38.8	37.5	55.6	57.2	667
DCR 09611	2	363.8	341.7	390.9	370.6	397.9	367.7	364.4	336.9	331.8	305.8	73.8	53.2	51.6	76.4	78.7	667
DCR 09613	2	363.8	341.7	390.9	370.6	397.9	367.7	364.4	336.9	331.8	305.8	94.4	68.5	66.3	98.0	101.3	667
DCR 09617	2	363.8	341.7	390.9	370.6	397.9	367.7	364.4	336.9	331.8	305.8	135.7	99.3	96.2	141.7	146.9	667
DCR 1449	3	545.6	515.7	586.4	557.1	597.0	551.4	546.7	505.1	497.6	458.6	52.4	37.7	36.5	54.2	55.7	507 ³⁾ / 667 ⁴⁾
DCR 14411	3	545.6	515.7	586.4	557.1	597.0	551.4	546.7	505.1	497.6	458.6	77.5	56.0	54.2	80.2	82.7	507 ³⁾ / 667 ⁴⁾
DCR 14413	3	545.6	515.7	586.4	557.1	597.0	551.4	546.7	505.1	497.6	458.6	96.7	70.2	68.0	100.4	103.8	507 ³⁾ / 667 ⁴⁾
DCR 14417	3	545.6	515.7	586.4	557.1	597.0	551.4	546.7	505.1	497.6	458.6	125.8	91.8	89.0	131.2	135.9	507 ³⁾ / 667 ⁴⁾
DCR 19211	4	727.3	687.6	782.0	741.2	795.9	735.2	728.8	673.5	663.4	610.7	82.5	60.2	58.3	86.0	89.0	406 ³⁾ / 580 ⁴⁾
DCR 19213	4	727.3	687.6	782.0	741.2	795.9	735.2	728.8	673.5	663.4	610.7	102.3	74.4	72.1	106.4	110.0	406 ³⁾ / 580 ⁴⁾
DCR 19217	4	727.3	687.6	782.0	741.2	795.9	735.2	728.8	673.5	663.4	610.7	125.8	91.5	88.6	130.9	135.3	406 ³⁾ / 580 ⁴⁾
DCR 19221	4	727.3	687.6	782.0	741.2	795.9	735.2	728.8	673.5	663.4	610.7	143.8	104.1	100.8	149.1	153.8	406 ³⁾ / 580 ⁴⁾

Drying and liquid capacity , type 48-DC

Type	N° of cores	Drying capacity [lb refrigerant] ¹⁾										Liquid capacity [TR] ²⁾					Max. working pressure MWP [psig]
		R134a		R404A		R507		R22/R407C		R410A		R134a	R404A	R507	R22 / R407C	R410A	
		[°F]															
		75	125	75	125	75	125	75	125	75	125						
DCR 0485	1	142.6	134.9	153.4	145.3	156.1	144.2	143.1	132.1	130.1	119.9	22.9	16.9	16.3	24.0	25.0	667
DCR 0487	1	142.6	134.9	153.4	145.3	156.1	144.2	143.1	132.1	130.1	119.9	36.4	26.3	25.5	37.7	38.9	667
DCR 0489	1	142.6	134.9	153.4	145.3	156.1	144.2	143.1	132.1	130.1	119.9	52.4	37.7	36.5	54.1	55.7	667
DCR 04811	1	142.6	134.9	153.4	145.3	156.1	144.2	143.1	132.1	130.1	119.9	70.9	51.3	49.7	73.5	75.9	667
DCR 04813	1	142.6	134.9	153.4	145.3	156.1	144.2	143.1	132.1	130.1	119.9	86.5	63.1	61.2	90.2	93.4	667
DCR 04817	1	142.6	134.9	153.4	145.3	156.1	144.2	143.1	132.1	130.1	119.9	123.5	92.2	89.4	130.6	136.7	667
DCR 04821	1	142.6	134.9	153.4	145.3	156.1	144.2	143.1	132.1	130.1	119.9	91.1	66.7	64.6	95.1	98.6	667
DCR 0967	2	285.3	269.6	306.7	290.8	312.2	288.4	285.9	264.3	260.4	239.9	34.0	24.4	23.6	35.0	36.0	667
DCR 0969	2	285.3	269.6	306.7	290.8	312.2	288.4	285.9	264.3	260.4	239.9	53.9	38.8	37.5	55.6	57.2	667
DCR 09611	2	285.3	269.6	306.7	290.8	312.2	288.4	285.9	264.3	260.4	239.9	73.8	53.2	51.6	76.4	78.7	667
DCR 09613	2	285.3	269.6	306.7	290.8	312.2	288.4	285.9	264.3	260.4	239.9	94.4	68.5	66.3	98.0	101.3	667
DCR 09617	2	285.3	269.6	306.7	290.8	312.2	288.4	285.9	264.3	260.4	239.9	135.7	99.3	96.2	141.7	146.9	667
DCR 1449	3	427.9	404.5	460.1	436.1	468.3	432.5	429.0	396.4	390.4	357.6	52.4	37.7	36.5	54.2	55.7	507 ³⁾ / 667 ⁴⁾
DCR 14411	3	427.9	404.5	460.1	436.1	468.3	432.5	429.0	396.4	390.4	357.6	77.5	56.0	54.2	80.2	82.7	507 ³⁾ / 667 ⁴⁾
DCR 14413	3	427.9	404.5	460.1	436.1	468.3	432.5	429.0	396.4	390.4	357.6	96.7	70.2	68.0	100.4	103.8	507 ³⁾ / 667 ⁴⁾
DCR 14417	3	427.9	404.5	460.1	436.1	468.3	432.5	429.0	396.4	390.4	357.6	125.8	91.8	89.0	131.2	135.9	507 ³⁾ / 667 ⁴⁾
DCR 19211	4	570.8	539.5	613.5	581.6	624.3	576.9	571.9	528.4	520.5	479.7	82.5	60.2	58.3	86.0	89.0	406 ³⁾ / 580 ⁴⁾
DCR 19213	4	570.8	539.5	613.5	581.6	624.3	576.9	571.9	528.4	520.5	479.7	102.3	74.4	72.1	106.4	110.0	406 ³⁾ / 580 ⁴⁾
DCR 19217	4	570.8	539.5	613.5	581.6	624.3	576.9	571.9	528.4	520.5	479.7	125.8	91.5	88.6	130.9	135.3	406 ³⁾ / 580 ⁴⁾
DCR 19221	4	570.8	539.5	613.5	581.6	624.3	576.9	571.9	528.4	520.5	479.7	143.8	104.1	100.8	149.1	153.8	406 ³⁾ / 580 ⁴⁾

¹⁾ Drying capacity is based on following moisture content test standards before and after drying:

- R134a: 1050 – 50 ppm W
- R404A, R507: 1020 – 50 ppm W
- R407C: 1020 – 50 ppm W
- R410A: 1050 – 50 ppm W
- R22: 1050 – 60 ppm W

In accordance with ARI 710-2004

²⁾ Given in accordance with ARI 710-2004 for:

- t_e = 5 °F
- t_e = 85 °F
- Δp = 1 psig

³⁾ For usage with strainer or as a receiver application

⁴⁾ For "drier" application using all the permissible cores

Refrigerants other than specified in the table please contact Danfoss for the approval .

Capacity (continued)

Drying and acid capacity, type 48-DA

Type	Number of cores	Drying capacity [g of water] ¹⁾												Acid capacity ²⁾
		Evaporating temperature t _e [°F]												
		-40	-4	40	-22	-4	40	-40	-4	40	-40	-4	40	
		R22 / R407C			R134a			R404A / R507			R410A			
DCR 048	1	28	19	12	45	38	27	47	30	19	42	35	25	0.94
DCR 096	2	56	37	24	90	77	54	94	60	37	84	70	50	1.88
DCR 144	3	84	56	36	135	115	81	142	90	56	126	105	75	2.82
DCR 192	4	112	74	48	180	153	108	189	120	75	168	140	100	3.76

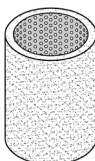
- ¹⁾ Drying capacity is expressed during drying in:
- R22: EPD = 10 ppm W, corresponding to a dew point temperature = -58 °F
 - R134a: EPD = 50 ppm W, corresponding to a dew point temperature = -34.6 °F
 - R404A: EPD = 10 ppm W, corresponding to a dew point temperature = -40 °F
 - R407C: EPD = 10 ppm W, corresponding to a dew point temperature = -40 °F

²⁾ Adsorption capacity of oleic acid at 0.05 TAN (Total Acid Number)

Recommended plant capacity in suction line - burn-out, type 48-DA

Type	Recommended plant capacity [TR]											
	Evaporating temperature t _e [°F]											
	-40	-4	40	-22	-4	40	-40	-4	40	-40	-4	40
	Pressure drop Δp [psig]			0.58			1			2.03		
	0.58	1.45	3.05	0.58	1	2.03	0.58	1.45	3.05	0.58	1.45	3.05
R22 / R407C			R134a			R404A / R507			R410A			
DCR 0485	0.9	2.5	6.0	0.9	1.5	3.7	0.7	2.0	5.0	0.9	2.5	6.0
DCR 0487	1.6	4.6	10.7	1.6	2.8	6.7	1.3	3.7	8.9	1.6	4.6	10.7
DCR 0489	2.2	6.1	14.4	2.1	3.8	9.0	1.7	4.9	11.9	2.2	6.1	14.4
DCR 04811	2.8	7.8	18.0	2.7	4.8	11.2	2.2	6.2	14.8	2.8	7.8	18.0
DCR 04813	2.8	7.8	18.0	2.7	4.8	11.2	2.2	6.2	14.8	2.8	7.8	18.0
DCR 04817	2.8	7.8	18.0	2.7	4.8	11.2	2.2	6.2	14.8	2.8	7.8	18.0
DCR 04821	2.8	7.8	18.0	2.7	4.8	11.2	2.2	6.2	14.8	2.8	7.8	18.0
DCR 0965	0.9	2.6	6.1	0.9	1.6	3.8	0.7	2.1	5.1	0.9	2.6	6.1
DCR 0967	1.6	4.6	10.8	1.6	2.8	6.7	1.3	3.7	8.9	1.6	4.6	10.8
DCR 0969	2.5	7.0	16.6	2.4	4.3	10.2	1.9	5.6	13.7	2.5	7.0	16.6
DCR 09611	3.4	9.5	22.5	3.2	5.8	13.9	2.6	7.6	18.6	3.4	9.5	22.5
DCR 09613	4.0	11.3	27.1	3.9	6.9	16.6	3.1	9.1	22.4	4.0	11.3	27.1
DCR 09617	4.0	11.3	27.1	3.9	6.9	16.6	3.1	9.1	22.4	4.0	11.3	27.1
DCR 09621	4.0	11.3	27.1	3.9	6.9	16.6	3.1	9.1	22.4	4.0	11.3	27.1
DCR 1445	1.0	2.8	6.5	1.0	1.7	4.0	0.8	2.2	5.4	1.0	2.8	6.5
DCR 1447	1.9	5.4	12.2	1.8	3.2	7.5	1.5	4.1	10.1	1.9	5.4	12.2
DCR 1449	2.5	7.1	16.3	2.4	4.3	10.0	1.9	5.5	13.5	2.5	7.1	16.3
DCR 14411	3.8	10.8	26.2	3.6	6.5	16.0	2.9	8.7	21.8	3.8	10.8	26.2
DCR 14413	3.8	10.8	26.2	3.6	6.5	16.0	2.9	8.7	21.8	3.8	10.8	26.2
DCR 14417	3.8	10.8	26.2	3.6	6.5	16.0	2.9	8.7	21.8	3.8	10.8	26.2
DCR 14421	3.8	10.8	26.2	3.6	6.5	16.0	2.9	8.7	21.8	3.8	10.8	26.2
DCR 1925	1.2	3.3	7.8	1.1	2.0	4.8	0.9	2.6	6.5	1.2	3.3	7.8
DCR 1927	2.2	6.1	14.6	2.2	3.8	9.0	1.7	4.9	12.1	2.2	6.1	14.6
DCR 1929	3.0	8.2	19.6	2.9	5.1	12.0	2.3	6.6	16.3	3.0	8.2	19.6
DCR 19211	4.2	11.9	28.3	4.1	7.3	17.4	3.3	9.6	23.4	4.2	11.9	28.3
DCR 19213	5.1	14.5	34.7	4.9	8.8	21.3	4.0	11.7	28.7	5.1	14.5	34.7
DCR 19217	5.1	14.5	34.7	4.9	8.8	21.3	4.0	11.7	28.7	5.1	14.5	34.7
DCR 19221	5.1	14.5	34.7	4.9	8.8	21.3	4.0	11.7	28.7	5.1	14.5	34.7

Data given in accordance with ARI-Standard 710-2004 for t_e = 40 °F; t_c = 90 °F

Strainer mounted in suction line, type 48-F


Refrigerant	R22 / R407C			R134a			R404A / R507			R410A		
Evaporating temperature [°F]	-40	-4	40	-22	-4	40	-40	-4	40	-40	-4	40
Pressure drop Δp [psig]	0.58	1.45	3.05	0.58	1	2.03	0.58	1.45	3.05	0.58	1.45	3.05
Recommended system capacity [TR]	4	13	32	4	8	20	3	11	26	4	13	32

Strainer mounted in liquid line

Refrigerant	R22 / R407C	R134a	R404A / R507	R410A
Recommended system capacity [TR]	111	100	74	111

The data given apply to DCR 04811 with 48-F core

Liquid capacity is given in accordance with ARI 710-2004 for:
t_e = 5 °F; t_c = 86 °F; Δp = 1 psig

Data sheet | ELIMINATOR® filter drier with replaceable solid core, type DCR
Type of connector and recommended soldering material

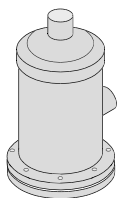
	Copper ODF solder connector Copper pipe
	Steel ODF solder connector Copper pipe
	Steel butt weld connector Steel pipe

Solder connector	Recommended soldering material
Copper	Min. 5 % Ag
Steel	Silver-flo 55 + Easy-flow flux

Ordering

DCR housing and insert are ordered separately.

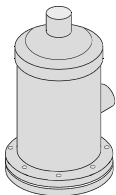
Select housing and top cover with all internal parts assembled from table 1 or 2 and required number of inserts from table 3.


Table 1. Housing with copper connectors + top cover

Type	Number of cores	Copper connectors		Cover type	Max. working pressure MWP [psig]	Code number
		Solder ODF				
		[in.]	[mm]			
DCR 0485s	1	5/8	16	Plug	667	023U7250
DCR 0487s	1	7/8	22	Plug	667	023U7251
DCR 0487s	1	7/8	22	–	667	023U7571
DCR 0489s	1	–	28	Plug	667	023U7252
DCR 0489s	1	1 1/8	–	Plug	667	023U7253
DCR 0489s	1	–	28	–	667	023U7268
DCR 04811s	1	1 3/8	35	Plug	667	023U7254
DCR 04813s	1	1 3/8	–	Plug	667	023U7255
DCR 04813s	1	–	42	Plug	667	023U7256
DCR 04813s	1	–	42	–	667	023U7303
DCR 04817s	1	2 1/8	54	Plug	667	023U7257
DCR 04821s	1	2 5/8	–	Plug	667	023U7276
DCR 0967s	2	7/8	22	Plug	667	023U7258
DCR 0969s	2	–	28	Plug	667	023U7259
DCR 0969s	2	1 1/8	–	Plug	667	023U7260
DCR 0969s	2	1 1/8	–	–	667	023U7278
DCR 09611s	2	1 3/8	35	Plug	667	023U7261
DCR 09613s	2	1 3/8	–	Plug	667	023U7262
DCR 09613s	2	–	42	Plug	667	023U7263
DCR 09613s	2	–	42	–	667	023U7463
DCR 09617s	2	2 1/8	54	Plug	667	023U7264
DCR 09617s	2	2 1/8	54	–	667	023U7290
DCR 09621s	2	2 5/8	–	Plug	667	023U7281
DCR 1449s	3	–	28	Plug	507 ¹⁾ / 667 ²⁾	023U7265
DCR 14411s	3	1 3/8	35	Plug	507 ¹⁾ / 667 ²⁾	023U7267
DCR 14411s	3	1 3/8	–	–	507 ¹⁾ / 667 ²⁾	023U7275
DCR 14413s	3	1 3/8	–	Plug	507 ¹⁾ / 667 ²⁾	023U7282
DCR 14413s	3	–	42	Plug	507 ¹⁾ / 667 ²⁾	023U7269
DCR 14413s	3	1 3/8	42	–	507 ¹⁾ / 667 ²⁾	023U7297
DCR 14417s	3	2 1/8	54	Plug	507 ¹⁾ / 667 ²⁾	023U7270
DCR 19211s	4	1 3/8	–	–	406 ¹⁾ / 580 ²⁾	023U7083
DCR 19213s	4	1 3/8	–	Plug	406 ¹⁾ / 580 ²⁾	023U7272
DCR 19213s	4	–	42	Plug	406 ¹⁾ / 580 ²⁾	023U7273
DCR 19213s	4	1 3/8	–	–	406 ¹⁾ / 580 ²⁾	023U7082
DCR 19217s	4	2 1/8	54	Plug	406 ¹⁾ / 580 ²⁾	023U7274
DCR 30013s	3	1 3/8	–	Plug	507	023Z4000
DCR 30017s	3	2 1/8	54	Plug	507	023Z4001
DCR 30021s	3	2 5/8	–	Plug	507	023Z4002
DCR 40017s	4	2 1/8	54	Plug	507	023Z4003
DCR 40021s	4	2 5/8	–	Plug	507	023Z4004

¹⁾ For usage with strainer or as a receiver application

²⁾ For "drier" application using all the permissible cores

Ordering (continued)

Table 2. Housing with steel connectors + top cover

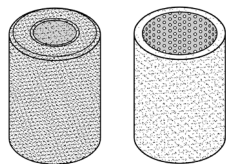
Type	Number of cores	Steel connectors			Cover type	Max. working pressure MWP [psig]	Code number
		Solder ODF		Butt weld [in.]			
		[in.]	[mm]				
DCR 0485	1	3/8	16	1/2	Plug	667	023U7050
DCR 0487	1	7/8	22	3/4	Plug	667	023U7051
DCR 0487	1	7/8	22	3/4	-	667	023U7151
DCR 0489	1	-	28	1	Plug	667	023U7052
DCR 0489	1	1 1/8	-	1	Plug	667	023U7053
DCR 04811	1	1 3/8	35	1 1/4	Plug	667	023U7054
DCR 04813	1	1 3/8	-	1 1/2	Plug	667	023U7055
DCR 04813	1	-	42	1 1/2	Plug	667	023U7056
DCR 04817	1	2 1/8	54	2	Plug	667	023U7057
DCR 04821	1	2 3/8	-	2 1/2	Plug	667	023U7076
DCR 0967	2	7/8	22	3/4	Plug	667	023U7058
DCR 0969	2	-	28	1	Plug	667	023U7059
DCR 0969	2	1 1/8	-	1	Plug	667	023U7060
DCR 09611	2	1 3/8	35	1 1/4	Plug	667	023U7061
DCR 09611	2	1 3/8	35	1 1/4	-	667	023U7161
DCR 09613	2	1 3/8	-	1 1/2	Plug	667	023U7062
DCR 09613	2	-	42	1 1/2	Plug	667	023U7063
DCR 09617	2	2 1/8	54	2	Plug	667	023U7064
DCR 1449	3	-	28	1	Plug	507 ¹⁾ / 667 ²⁾	023U7065
DCR 1449	3	1 1/8	-	1	Plug	507 ¹⁾ / 667 ²⁾	023U7066
DCR 14411	3	1 3/8	35	1 1/4	Plug	507 ¹⁾ / 667 ²⁾	023U7067
DCR 14413	3	1 3/8	-	1 1/2	Plug	507 ¹⁾ / 667 ²⁾	023U7068
DCR 14413	3	-	42	1 1/2	Plug	507 ¹⁾ / 667 ²⁾	023U7069
DCR 14417	3	2 1/8	54	2	Plug	507 ¹⁾ / 667 ²⁾	023U7070
DCR 19211	4	1 3/8	35	1 1/4	Plug	406 ¹⁾ / 580 ²⁾	023U7071
DCR 19213	4	1 3/8	-	1 1/2	Plug	406 ¹⁾ / 580 ²⁾	023U7072
DCR 19213	4	-	42	1 1/2	Plug	406 ¹⁾ / 580 ²⁾	023U7073
DCR 19217	4	2 1/8	54	2	Plug	406 ¹⁾ / 580 ²⁾	023U7074
DCR 19221	4	2 3/8	-	2 1/2	Plug	406 ¹⁾ / 580 ²⁾	023U7086

¹⁾ For usage with strainer or as a receiver application

²⁾ For "drier" application using all the permissible cores

Table 3. Type DCR, inserts

Type	Material	Code number		
		Industrial pack (8 pcs.)		Multi pack (3 pcs.)
		with gasket	without gasket	with gasket
48-DM solid core	100% molecular sieve	023U1392	023U1393	023U1391
48-DC solid core	80% molecular sieve & 20% Al ₂ O ₃	023U4381	023U4382	023U4380
48-DA solid core	30% molecular sieve & 70% Al ₂ O ₃	023U5381	023U5382	023U5380
48-F strainer	Felt-gasket, 15 µm	023U1921	-	-
Multi pack (6 pcs.)				
100-DM solid core ¹⁾	100% molecular sieve	023U7562	-	-
100-DC solid core ¹⁾	80% molecular sieve & 20% Al ₂ O ₃	023U7563	-	-

¹⁾ For usage with DCR 300 - 400 housings

Core surface

DM 048, DC 048 and DA 048 =	95 in ²
DM 096, DC 096 and DA 096 =	190 in ²
DM 144, DC 144 and DA 144 =	285 in ²
DM 192, DC 192 and DA 192 =	380 in ²
48-F =	405 in ²

Core volume

DM 048, DC 048 and DA 048 =	44 cm ³
DM 096, DC 096 and DA 096 =	89 cm ³
DM 144, DC 144 and DA 144 =	133 cm ³
DM 192, DC 192 and DA 192 =	178 cm ³

Data sheet | ELIMINATOR® filter drier with replaceable solid core, type DCR

Core selection

Refrigerant and oil types		DC	DM	DA
Refrigerant	HFC (R134a, R404A, R507, R407C and R410A)	Recommended	Recommended	Recommended
	HFO (R1234ze, R407F, R407A)	Recommended	Recommended	Recommended
	HCFC (R22)	Recommended	Recommended	Recommended
Oil	Mineral or AB	Recommended	Recommended	Recommended
	POE or PAG, pure	Recommended	Recommended	Recommended
	POE or PAG, with additives	Not recommended ¹⁾	Recommended	Recommended

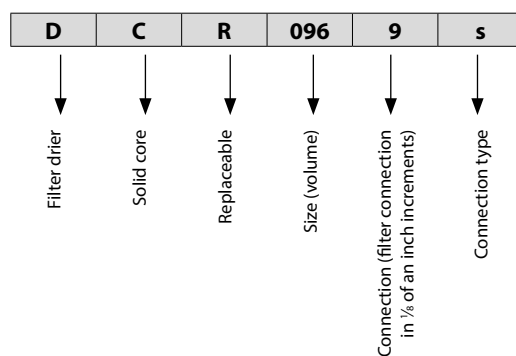
¹⁾ DC filter driers cores contain activated alumina, which is a polar material used for acid adsorption. Many oil additives are also polar substances and can be adsorbed by the activated alumina, rendering them useless, and reducing the drier's acid capacity, though this is not harmful to the system

Identification

Type codes

Type	Code	Description
Filter drier	D	Drier
Solid core	C	Solid core
	R	Replaceable
Size (volume)	048	48 in ³
	096	96 in ³
	144	144 in ³
	192	192 in ³
	300	300 in ³
	400	400 in ³
Connection (filter connection in 1/8 of an inch increments)	5	5/8 in. / 16 mm
	7	7/8 in. / 22 mm
	9	1 1/8 in. / 28 mm
	11	1 1/4 in. / 35 mm
	13	1 5/8 in. / 42 mm
	17	2 1/8 in. / 54 mm
Connection type	(blank)	Steel connectors
	s	Copper connectors

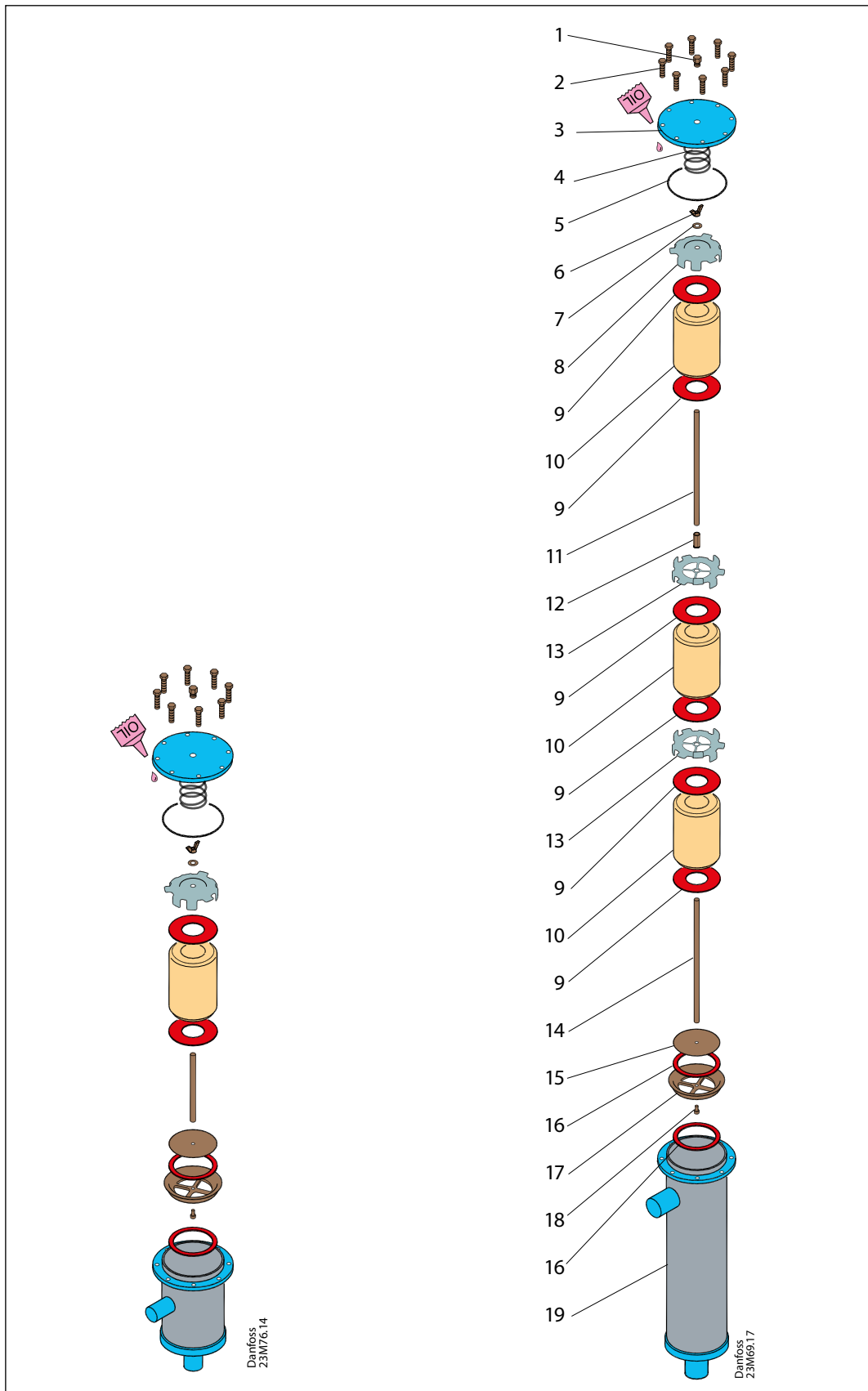
Example for type codes



Design / Function

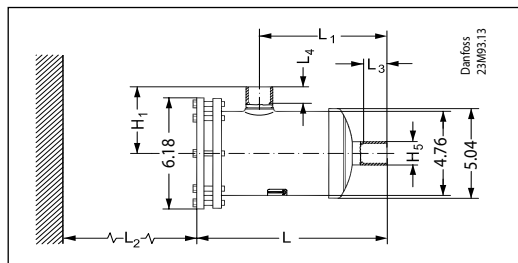
Example:

1. Plug ¼ in. NPT
2. Top cover bolts M8 x 35, class 10.9
3. Top cover
4. Spring
5. Top cover gasket $\varnothing 121.8 \times \varnothing 113.6 \times 0.8$ mm
6. Wing nut M10 (torque max. 3 Nm)
7. Lock washer
8. Top plate
9. Felt gasket $\varnothing 95.5 \times \varnothing 45.5 \times 2$ mm
10. Solid core
11. Extension rod
12. Extension nut
13. Core plate
14. Distance rod
15. Wire mesh
16. Felt gasket $\varnothing 95.5 \times \varnothing 78 \times 2$ mm
17. Core holder
18. Hex socket head screw M6
19. Filter drier shell

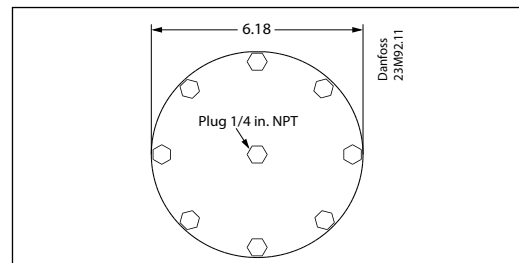


Dimensions and weights


DCR 048 – 192 housing



DCR 048 – 192 top cover



DCR solid core



Type	N° of cores	DCR with steel connectors							DCR with copper connectors							Net weight ¹⁾ [lb]
		L	L ₁	L ₂	L ₃	L ₄	H ₁	H ₅	L	L ₁	L ₂	L ₃	L ₄	H ₁	H ₅	
		[in]	[in]	[in]	[in]	[in]	[in]	[in]	[in]	[in]	[in]	[in]	[in]	[in]	[in]	
DCR 0485(s)	1	9.56	6.41	6.69	0.47	0.47	3.81	0.83	10.23	7.07	6.69	0.47	0.47	4.44	0.75	11.5
DCR 0487(s)	1	9.33	6.17	6.69	0.67	0.67	3.56	1.06	10.22	7.06	6.69	0.67	0.67	4.44	0.98	11.5
DCR 0489(s)	1	9.46	6.31	6.69	0.87	0.87	3.71	1.34	10.31	7.15	6.69	0.79	0.79	4.56	1.26	11.5
DCR 0489(s)	1	9.46	6.31	6.69	0.87	0.87	3.71	1.34	10.31	7.15	6.69	0.79	0.79	4.56	1.26	11.5
DCR 04811(s)	1	9.56	6.40	6.69	0.98	0.98	3.83	1.65	10.41	7.25	6.69	0.98	0.98	4.68	1.54	11.5
DCR 04813(s)	1	9.76	6.61	6.69	1.14	1.14	4.07	1.89	10.45	7.30	6.69	1.14	1.14	4.76	1.81	11.5
DCR 04813(s)	1	9.76	6.61	6.69	1.14	1.14	4.07	1.89	10.45	7.30	6.69	1.14	1.14	4.76	1.81	11.5
DCR 04817(s)	1	9.99	6.83	6.69	1.30	1.30	4.36	2.36	10.54	7.38	6.69	1.34	1.34	4.91	2.28	11.5
DCR 04821(s)	1	10.10	6.94	6.69	1.50	1.50	4.56	2.87	10.61	7.45	6.69	1.34	1.34	5.07	2.80	11.5
DCR 0965(s)	2	15.04	11.88	12.20	0.47	0.47	3.81	0.83	15.70	12.55	12.20	0.47	0.47	4.44	0.75	14.6
DCR 0967(s)	2	14.80	11.65	12.20	0.67	0.67	3.56	1.06	15.69	12.53	12.20	0.67	0.67	4.44	0.98	14.6
DCR 0969(s)	2	14.94	11.78	12.20	0.87	0.87	3.71	1.34	15.78	12.63	12.20	0.79	0.79	4.56	1.26	14.6
DCR 0969(s)	2	14.94	11.78	12.20	0.87	0.87	3.71	1.34	15.78	12.63	12.20	0.79	0.79	4.56	1.26	14.6
DCR 09611(s)	2	15.03	11.87	12.20	0.98	0.98	3.83	1.65	15.88	12.72	12.20	0.98	0.98	4.68	1.54	14.6
DCR 09613(s)	2	15.24	12.08	12.20	1.14	1.14	4.07	1.89	15.93	12.77	12.20	1.14	1.14	4.76	1.81	14.6
DCR 09613(s)	2	15.24	12.08	12.20	1.14	1.14	4.07	1.89	15.93	12.77	12.20	1.14	1.14	4.76	1.81	14.6
DCR 09617(s)	2	15.46	12.30	12.20	1.30	1.30	4.36	2.36	16.01	12.85	12.20	1.34	1.34	4.91	2.28	14.6
DCR 09621(s)	2	15.57	12.41	12.20	1.50	1.50	4.56	2.87	16.08	12.93	12.20	1.34	1.34	5.07	2.80	14.6
DCR 1445(s)	3	20.63	17.47	12.20	0.47	0.47	3.81	0.83	21.30	18.14	12.20	0.47	0.47	4.44	0.75	17.2
DCR 1447(s)	3	20.39	17.24	12.20	0.67	0.67	3.56	1.06	21.28	18.12	12.20	0.67	0.67	4.44	0.98	17.2
DCR 1449(s)	3	20.53	17.37	12.20	0.87	0.87	3.71	1.34	21.37	18.22	12.20	0.79	0.79	4.56	1.26	17.2
DCR 1449(s)	3	20.53	17.37	12.20	0.87	0.87	3.71	1.34	21.37	18.22	12.20	0.79	0.79	4.56	1.26	17.2
DCR 14411(s)	3	20.62	17.46	12.20	0.98	0.98	3.83	1.65	21.47	18.31	12.20	0.98	0.98	4.68	1.54	17.2
DCR 14413(s)	3	20.83	17.67	12.20	1.14	1.14	4.07	1.89	21.52	18.36	12.20	1.14	1.14	4.76	1.81	17.2
DCR 14413(s)	3	20.83	17.67	12.20	1.14	1.14	4.07	1.89	21.52	18.36	12.20	1.14	1.14	4.76	1.81	17.2
DCR 14417(s)	3	21.05	17.89	12.20	1.30	1.30	4.36	2.36	21.60	18.44	12.20	1.34	1.34	4.91	2.28	17.2
DCR 14421(s)	3	21.16	18.00	12.20	1.50	1.50	4.56	2.87	21.67	18.52	12.20	1.34	1.34	5.07	2.80	17.2
DCR 1925(s)	4	26.14	22.98	12.20	0.47	0.47	3.81	0.83	26.81	23.65	12.20	0.47	0.47	4.44	0.75	20.1
DCR 1927(s)	4	25.91	22.75	12.20	0.67	0.67	3.56	1.06	26.79	23.63	12.20	0.67	0.67	4.44	0.98	20.1
DCR 1929(s)	4	26.04	22.88	12.20	0.87	0.87	3.71	1.34	26.89	23.73	12.20	0.79	0.79	4.56	1.26	20.1
DCR 1929(s)	4	26.04	22.88	12.20	0.87	0.87	3.71	1.34	26.89	23.73	12.20	0.79	0.79	4.56	1.26	20.1
DCR 19211(s)	4	26.13	22.98	12.20	0.98	0.98	3.83	1.65	26.98	23.82	12.20	0.98	0.98	4.68	1.54	20.1
DCR 19213(s)	4	26.34	23.18	12.20	1.14	1.14	4.07	1.89	27.03	23.87	12.20	1.14	1.14	4.76	1.81	20.1
DCR 19213(s)	4	26.34	23.18	12.20	1.14	1.14	4.07	1.89	27.03	23.87	12.20	1.14	1.14	4.76	1.81	20.1
DCR 19217(s)	4	26.56	23.41	12.20	1.30	1.30	4.36	2.36	27.11	23.96	12.20	1.34	1.34	4.91	2.28	20.1
DCR 19221(s)	4	26.67	23.52	12.20	1.50	1.50	4.56	2.87	27.19	24.03	12.20	1.34	1.34	5.07	2.80	20.1

¹⁾ Without core

For total weight add 1.54 lb per core for 48-DM and 48-DC, 1.76 lb per core for 48-DA or 0.89 lb per strainer 48-F

ENGINEERING
TOMORROW



Danfoss can accept no responsibility for possible errors in catalogues, brochures and other printed material. Danfoss reserves the right to alter its products without notice. This also applies to products already on order provided that such alterations can be made without subsequential changes being necessary in specifications already agreed. All trademarks in this material are property of the respective companies. Danfoss and the Danfoss logotype are trademarks of Danfoss A/S. All rights reserved.